

Workplace facility signage

In the extractive sector

Personnel Protection Mandatory Signs

- Mandatory Signs in blue background
- Employees and visitors should follow certain procedures according to the signs
- Mandatory sign removing the need for the constant face-to-face instruction



Emergency Evacuation Signs

- Remember the **GREEN** signs are for the exits and muster point
- Make sure your pathway to exits, evacuation assembly areas, and emergency shelters are all clearly marked with emergency exit and evacuation.
- Before you start working see the exit signs and evacuation route




Warning Sign

- Warning: Indicate a hazardous situation which, if not avoided, could result in death or serious injury
- The employees in the workplace must be familiar with the warnings present



Prohibition signs

- These signs are used to convey “Do Not” type commands
- In the workplace they should be used to reinforce instructions prohibiting dangerous activities.





Fire Signs

- fire extinguisher signs
- fire alarm signs
- Fire exit signs



Mining Signs



CLP Pictograms

A hazard pictogram is an image on a label that includes a warning symbol

The CLP Regulation has introduced a new classification and labelling system for hazardous chemicals in the European Union.






Common sign
for chemicals



Nonverbal Communication



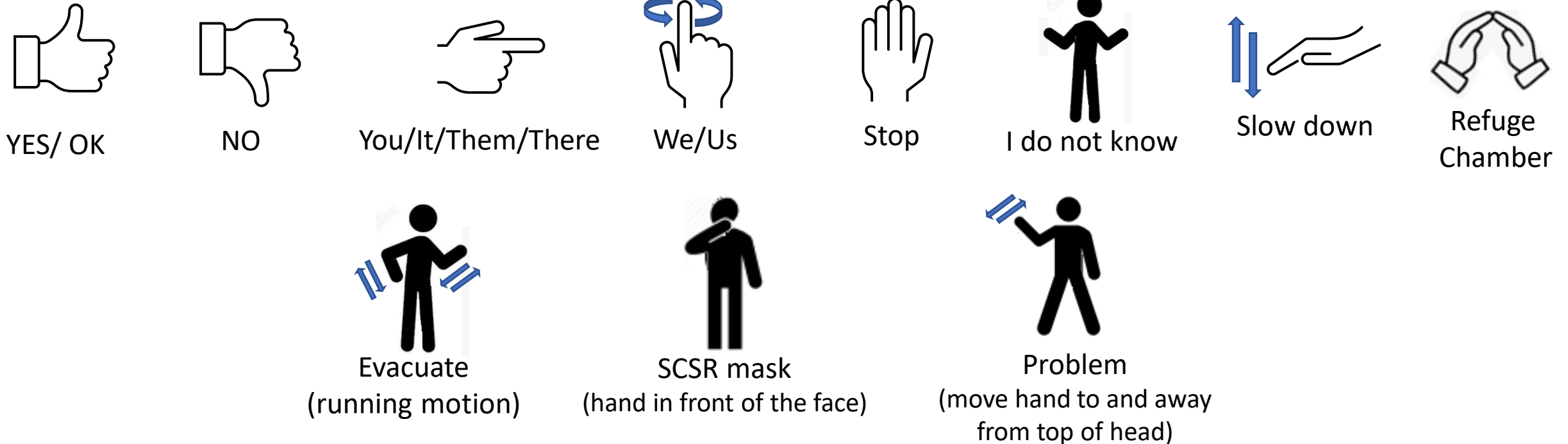
When you work with masks and the verbal communication is unable.....

...use hand signals

Nonverbal Communication

- Ask your supervisor if there is a training for the nonverbal hand signals in your workplace
- If you need help, ask the supervisor rather than your co-workers

Examples of nonverbal Hand Signs





Disclaimer

This presentation intends to inform and does not replace the training you should receive for your workplace. Always consult your health and safety manager for any questions arise for occupational health and safety issues
